













PTT R2

| | |
|------------------|--------------------------------------------------------------------------------------------------------------------------------------------------------------------------------------------------------------------------------------------------------------------------------------------------------------------------------------------------------------------------------------------------------------------------------------------------------------------------------------------------------------------------------------------------------------------------------------------------------------------------------------------------------------------------------------------------------------------------------------------------------------------------------------------------------------------------------------------------------------------------------------------------------------------------------------------------------------------------------------------------------------------------------------------------------------------------------|
| Código artículo | 86.D147.1421.02 |
| Tipo de producto | Indoor |
| Categoría | Downlights |
| Familia | PTT |
| Subfamilia | PTT R2 |
| Pictograms | <div><div>220 240 V</div><div>CRI 90</div><div>CE</div><div>Driver INCL.</div><div>On Off</div><div>DALI</div><div>IP 20</div><div>50000h L80B10</div><div>355</div><div>90°</div></div> |

Dimensions

Product dimensions (mm) ø113x63xH90mm

Esquema



| | |
|------------------------------|----------------|
| Producto | |
| Potencia real (W) | 2x7 |
| Flujo luminoso real (lm) | 1400 |
| Eficacia luminosa (lm/W) | 100 |
| Ángulo de apertura | 24 |
| Life time (h) | 50000 h L80B10 |
| Equipo | ON/OFF |
| Temperatura de color (K) | 4000 |
| Consistencia de color (SDCM) | SDCM<3 |
| CRI | 90 |